

2022 Financial Report

ASSETS	2022	2021
Cash and Short-term Investments	\$ 8,267,828	\$ 18,148,865
Bonds	1,221,510,345	1,200,530,836
Common Stocks	62,014,367	93,354,334
Preferred Stocks	1,396,000	2,041,600
Mortgage Loans	95,673,825	87,161,389
Real Estate	4,218,357	4,415,316
Other Invested Assets	45,398,363	34,534,989
Policy Loans	15,448,086	15,735,321
Total Cash and Invested Assets	\$ 1,453,927,171	\$ 1,455,922,650
Other Assets	75,993,980	73,079,483
Separate Accounts	47,154,740	65,972,646
Total Assets	\$ 1,577,075,891	\$ 1,594,974,779

LIABILITIES AND SURPLUS	2022	2021
Life Reserves	\$ 707,079,352	\$ 698,829,687
Health Reserves	335,190,089	346,024,833
Other Policy Reserves	140,295,135	116,238,019
Investment Reserves	50,318,010	72,035,685
Other Liabilities	20,381,561	18,250,301
Separate Accounts	47,154,740	65,972,646
Total Liabilities	\$ 1,300,418,887	\$ 1,317,351,171
Surplus	276,657,004	277,623,608
Total Liabilities and Surplus	\$ 1,577,075,891	\$ 1,594,974,779



Scan to learn more or visit
www.IllinoisMutual.com/AnnualReport



2022 Financial Report

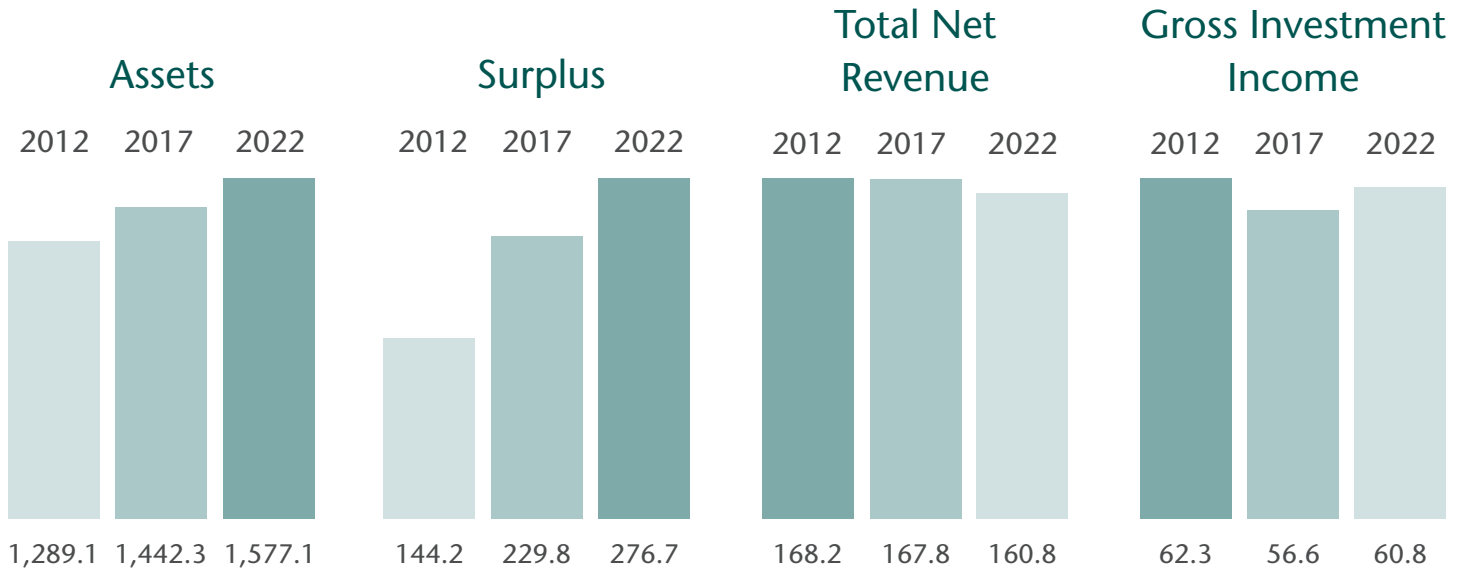

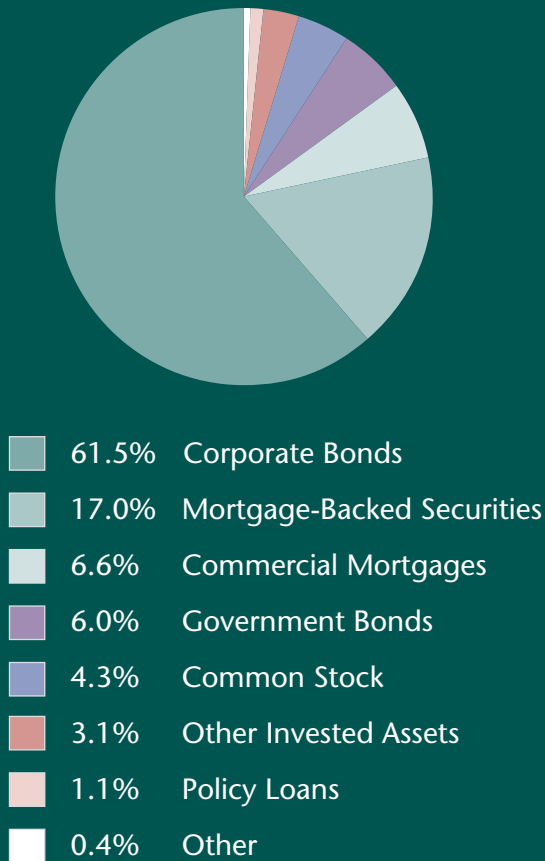


Chart represents dollars in millions

Investment Portfolio by Asset Classes



Scan to learn more or visit
www.IllinoisMutual.com/AnnualReport

