


# 2020 Financial Report

ASSETS	2020	2019
Cash and Short-term Investments	\$ 15,246,203	\$ 12,879,030
Bonds	1,208,766,174	1,199,762,461
Common Stocks	75,319,360	70,489,131
Mortgage Loans	78,831,693	69,505,404
Real Estate	4,453,434	3,611,754
Other Invested Assets	24,608,835	19,469,032
Policy Loans	16,734,020	17,286,182
Total Cash and Invested Assets	\$ 1,423,959,719	\$ 1,393,002,994
Other Assets	70,212,031	76,988,814
Separate Accounts	66,818,464	60,669,639
Total Assets	\$ 1,560,990,214	\$ 1,530,661,447

LIABILITIES AND SURPLUS	2020	2019
Life Reserves	\$ 697,003,698	\$ 700,949,037
Health Reserves	354,941,613	351,514,001
Other Policy Reserves	113,165,355	90,903,815
Investment Reserves	58,897,916	49,463,914
Other Liabilities	20,049,892	21,765,203
Separate Accounts	66,818,464	60,669,639
Total Liabilities	\$ 1,310,876,938	\$ 1,275,265,609
Surplus	250,113,276	255,395,838
Total Liabilities and Surplus	\$ 1,560,990,214	\$ 1,530,661,447

Learn More & Hear from  
Policyowners & Agents at  
[www.IllinoisMutualNow.com](http://www.IllinoisMutualNow.com)



# 2020 Financial Report

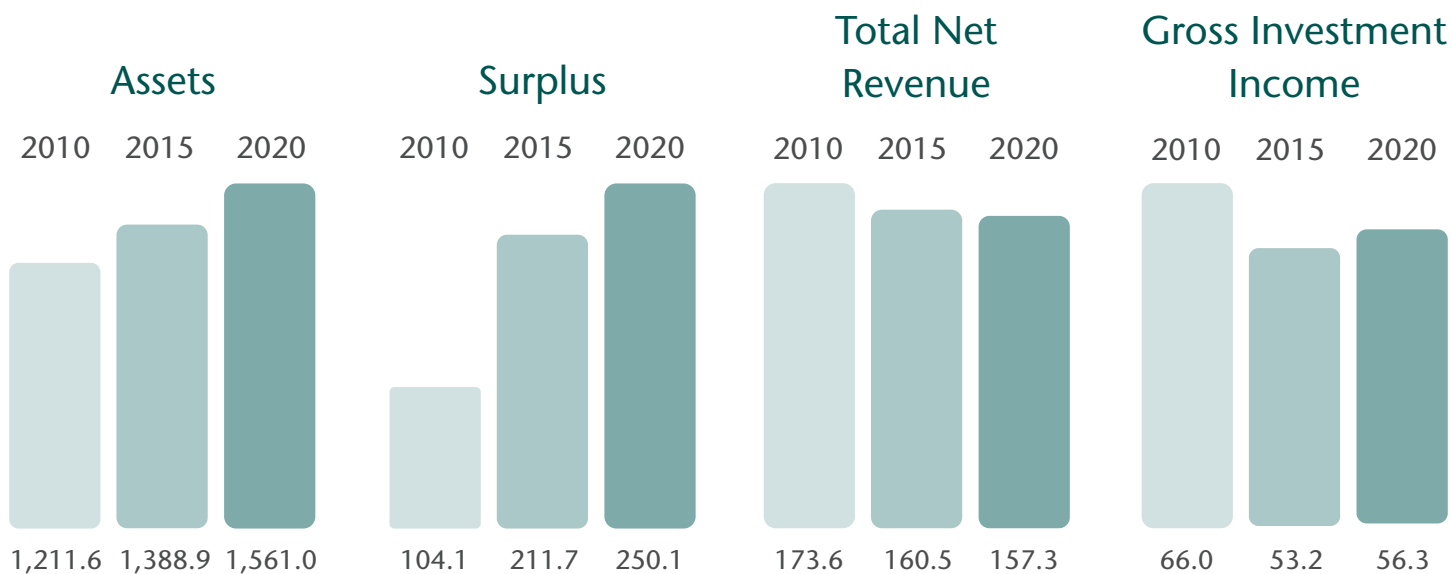
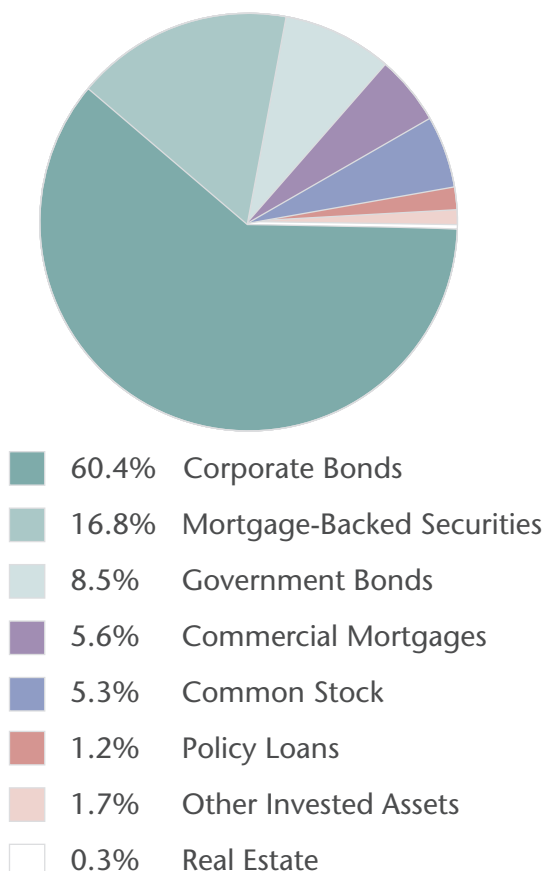


Chart represents dollars in millions

## Investment Portfolio by Asset Classes



Learn More & Hear from  
Policyowners & Agents at  
[www.IllinoisMutualNow.com](http://www.IllinoisMutualNow.com)

